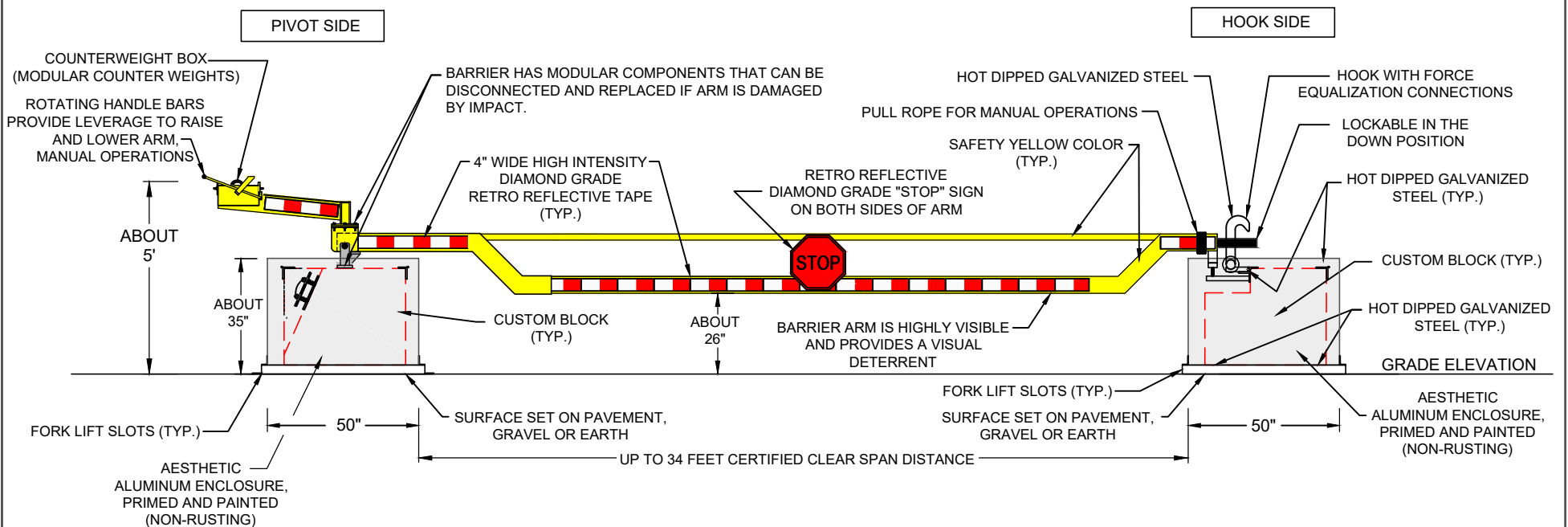


# MANUAL DROP ARM CRASH BEAM - MODEL DACB-PAM-400 (MOBILE AND PREASSEMBLED)

ASTM F2656-07 M30 (K4) CERTIFIED - STOPS 15,000 LB. VEHICLE AT 30 MPH IMPACT

BARRIER CERTIFIED UP TO 34 FEET CLEAR SPAN LENGTHS

## ELEVATION



### KEY CAPABILITIES:

1. BARRIER IS DELIVERED PREFABRICATED AND PREASSEMBLED, READY TO OFF-LOAD AND SURFACE SET. BARRIER IS OPERATIONAL WITHIN 30 MINUTES.
2. BARRIER ARM IS MANUALLY RAISED AND LOWERED, OR ROTATED HORIZONTALLY BY ONE (1) PERSON.
3. MANUAL LOCKING IN THE CLOSED AND OPEN POSITIONS.
4. BARRIER ARM IS HIGHLY VISIBLE WITH GEOMETRY THAT PROVIDES A VISUAL DETERRENT.
5. MOBILE BARRIER CAN BE EASILY RELOCATED USING A FORKLIFT WITHOUT REQUIRING DISASSEMBLY.
6. BARRIER PROVIDES BI-DIRECTIONAL STOPPING CAPABILITY. (CERTIFIED TO STOP INBOUND AND OUTBOUND VEHICLE IMPACTS)
7. HOT DIPPED GALVANIZED STEEL AND NON-RUSTING ALUMINUM ENCLOSURES.
8. HOOK SIDE AND PIVOT SIDE OF BARRIER CAN BE REVERSED.
9. DIFFERENCE IN GRADE ELEVATIONS BETWEEN "HOOK SIDE" AND "PIVOT SIDE" IS A NON-ISSUE.
10. BARRIER HAS MODULAR COMPONENTS THAT CAN BE DISCONNECTED AND REPLACED, IF DAMAGED BY IMPACT.
11. CUSTOM COLORS ARE AVAILABLE.



**BARRIER1 SYSTEMS, INC.**

8015 THORNDIKE ROAD  
 GREENSBORO, NC 27409  
 (336) 617-8478 (336) 617-8471 FAX  
 mlamore@barrier1.us www.barrier1.us

THE DRAWINGS AND INFORMATION CONTAINED HEREIN ARE PROPRIETARY AND CONFIDENTIAL AND FOR USE BY ONLY PERSONS WORKING ON PROJECT WITH BARRIER1 SYSTEMS, INC. DO NOT COPY OR REPRODUCE. ALL RIGHTS RESERVED.

MANUALLY OPERATED  
 DROP ARM CRASH BEAM  
 MOBILE AND PREASSEMBLED

SAMPLE DRAWINGS

SHEET: 1 OF 3

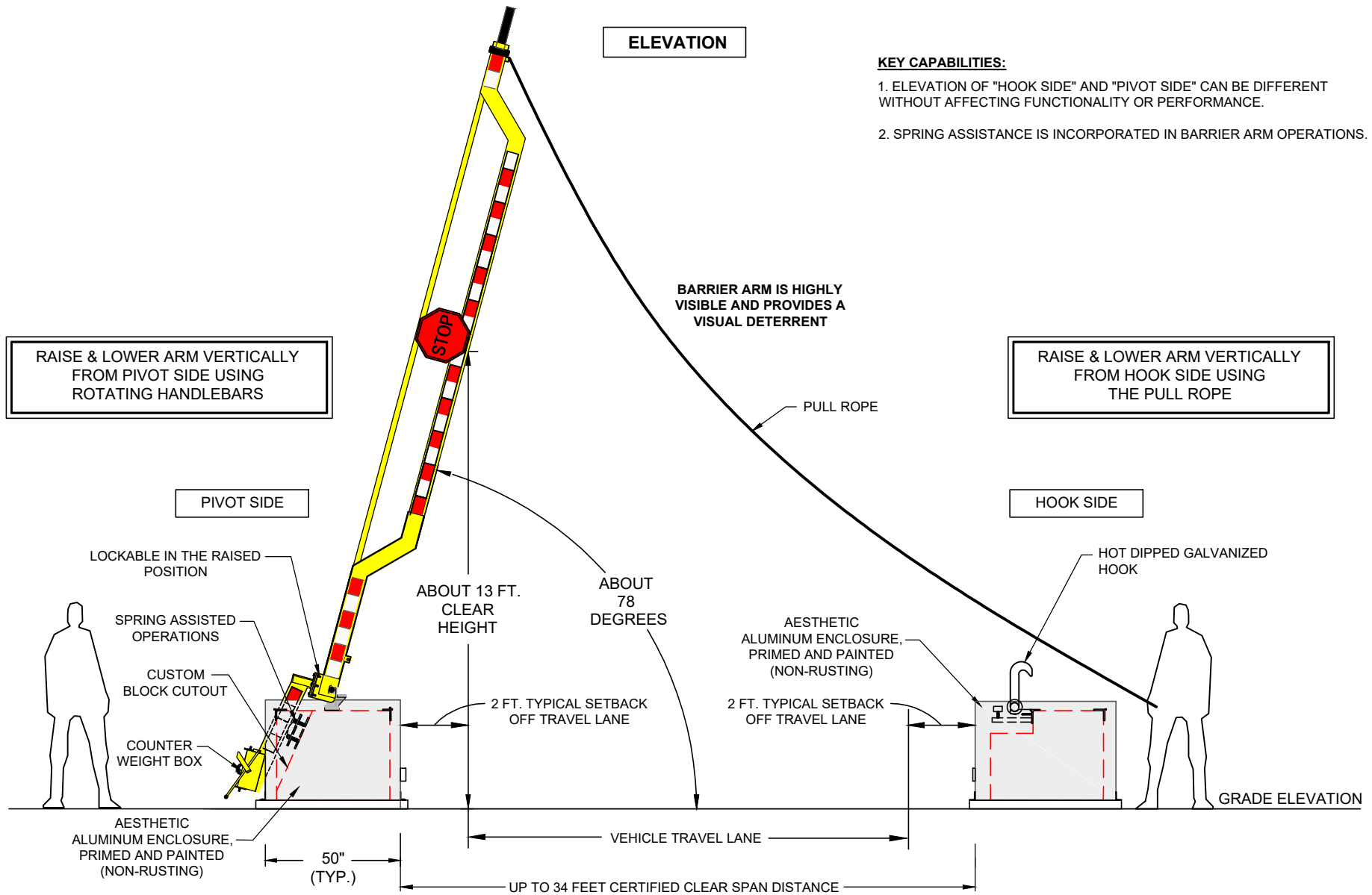
06232017

SCALE: N.T.S.

# MANUAL DROP ARM CRASH BEAM - MODEL DACB-PAM-400 (MOBILE AND PREASSEMBLED)

ASTM F2656-07 M30 (K4) CERTIFIED - STOPS 15,000 LB. VEHICLE AT 30 MPH IMPACT

BARRIER CERTIFIED UP TO 34 FEET CLEAR SPAN LENGTHS



**BARRIER1 SYSTEMS, INC.**

8015 THORNDIKE ROAD  
GREENSBORO, NC 27409  
(336) 617-8478 (336) 617-8471 FAX  
mlamore@barrier1.us www.barrier1.us

THE DRAWINGS AND INFORMATION CONTAINED HEREIN ARE PROPRIETARY AND CONFIDENTIAL AND FOR USE BY ONLY PERSONS WORKING ON PROJECT WITH BARRIER1 SYSTEMS, INC. DO NOT COPY OR REPRODUCE. ALL RIGHTS RESERVED.

MANUALLY OPERATED  
DROP ARM CRASH BEAM  
MOBILE AND PREASSEMBLED

SAMPLE DRAWINGS

SHEET: 2 OF 3

06232017

SCALE: N.T.S.

# MANUAL DROP ARM CRASH BEAM - MODEL DACB-PAM-400 (MOBILE AND PREASSEMBLED)

ASTM F2656-07 M30 (K4) CERTIFIED - STOPS 15,000 LB. VEHICLE AT 30 MPH IMPACT

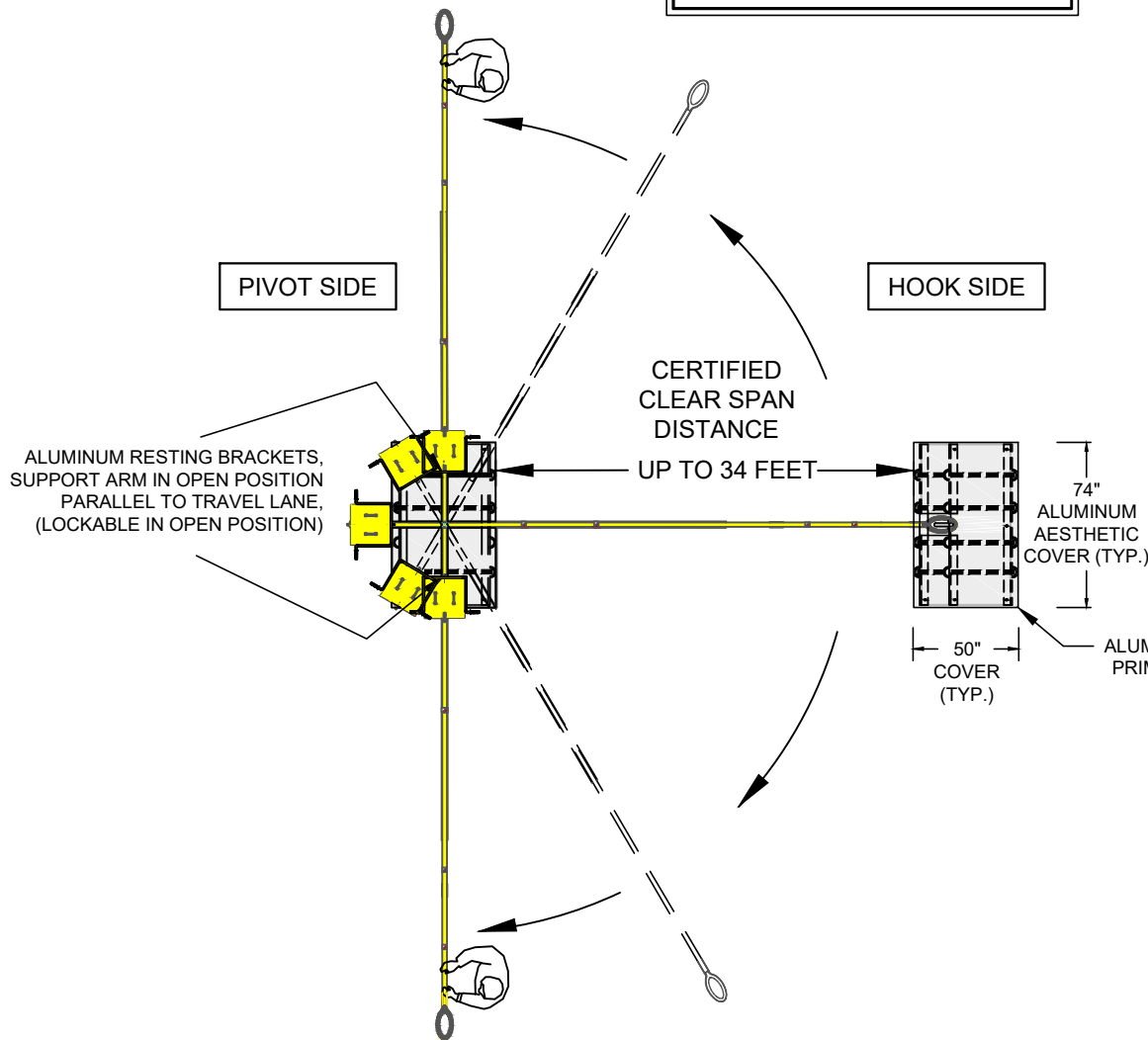
BARRIER CERTIFIED UP TO 34 FEET CLEAR SPAN LENGTHS

## PLAN VIEW

ROTATE BARRIER ARM HORIZONTALLY  
90 DEGREES IN EITHER  
DIRECTION BY WALKING IT AROUND  
(180 DEGREES OF ROTATION)

## OPTIONAL ITEMS

1. SIGNS AND PLACARDS.
2. BOLLARDS AND COVERS.
3. SPECIALTY PAINT, STRIPING, OR MARKINGS.
4. SOLAR POWERED LIGHTS.
5. ADDITIONAL CONCRETE BLOCKS CONNECTED IN SERIES.
6. CUSTOM DIMENSIONS FOR HOOK SIDE AND PIVOT SIDE FOOTPRINTS ARE AVAILABLE AS OPTION TO MEET SITE SPECIFIC CONSTRAINTS. FOR EXAMPLE, STANDARD HOOK SIDE FOOTPRINT OF 50" x 74" CAN BE MODIFIED TO 24" x 144"



**BARRIER1 SYSTEMS, INC.**

8015 THORNDIKE ROAD  
GREENSBORO, NC 27409  
(336) 617-8478 (336) 617-8471 FAX  
mlamore@barrier1.us www.barrier1.us

THE DRAWINGS AND INFORMATION CONTAINED HEREIN ARE  
PROPRIETARY AND CONFIDENTIAL AND FOR USE BY ONLY  
PERSONS WORKING ON PROJECT WITH BARRIER1 SYSTEMS,  
INC. DO NOT COPY OR REPRODUCE. ALL RIGHTS RESERVED.

MANUALLY OPERATED  
DROP ARM CRASH BEAM  
MOBILE AND PREASSEMBLED

SAMPLE DRAWINGS

SHEET: 3 OF 3

06232017

SCALE: N.T.S.