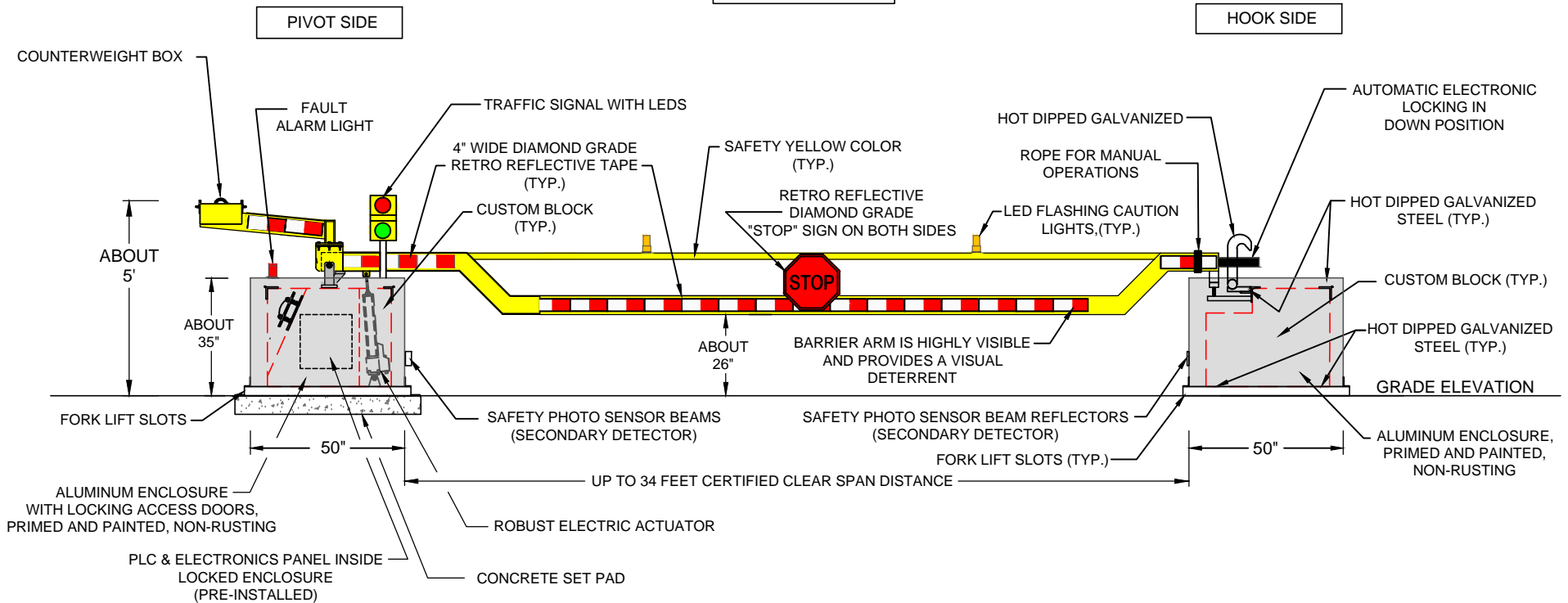


**ELECTRIC DROP ARM CRASH BEAM - MODEL DACB-ELE-400 (PREFABRICATED & PREASSEMBLED)**

ASTM F2656-07 M30 (K4) CERTIFIED - STOPS 15,000 LB. VEHICLE AT 30 MPH IMPACT

BARRIER IS CERTIFIED UP TO 34 FEET CLEAR SPAN LENGTHS

**ELEVATION**



**KEY CAPABILITIES:**

1. RAISE OR LOWER ARM IN ABOUT 5 SECONDS. HOOK SIDE AND PIVOT SIDE OF BARRIER CAN BE REVERSED.
2. BARRIER IS PREFABRICATED AND PRE-ASSEMBLED UPON DELIVERY, AND IS SURFACE SET. INSTALLATION IS QUICK WITH BARRIER OPERATIONAL SAME DAY.
3. BARRIER ARM IS HIGHLY VISIBLE WITH RETRO-REFLECTIVE STRIPS AND SIGNS, AND PROVIDES A VISUAL DETERRENT.
4. BI-DIRECTIONAL STOPPING CAPABILITY. (ASTM M30 CERTIFIED TO STOP INBOUND AND OUTBOUND VERTICAL IMPACTS)
5. AUTOMATIC ELECTRIC LOCKING IN DOWN POSITION. MANUAL LOCKING ALSO PROVIDED.
6. MANUALLY OPERATE BARRIER ARM BY ONE (1) PERSON IF FAILURE.
7. UNAFFECTED BY GRADE ELEVATION DIFFERENCES ON SIDES OF ROADWAY.
8. HOT DIPPED GALVANIZED STEEL. NON-RUSTING ALUMINUM ENCLOSURES WITH LOCKING ACCESS DOORS.
9. UPS BACKUP POWER AVAILABLE AS OPTION.
10. CUSTOM COLORS AVAILABLE.



**BARRIER1 SYSTEMS, INC.**

8015 THORNDIKE ROAD  
GREENSBORO, NC 27409  
(336) 617-8478 (336) 617-8471 FAX  
mlamore@barrier1.us www.barrier1.us

*THE DRAWINGS AND INFORMATION CONTAINED HEREIN ARE PROPRIETARY AND CONFIDENTIAL AND FOR USE BY ONLY PERSONS WORKING ON PROJECT WITH BARRIER1 SYSTEMS, INC. DO NOT COPY OR REPRODUCE. ALL RIGHTS RESERVED.*

ELECTRICALLY OPERATED  
DROP ARM CRASH BEAM  
PREFABRICATED & PREASSEMBLED

SAMPLE DRAWING

SHEET 1 OF 4

09092017

SCALE: N.T.S.

**ELECTRIC DROP ARM CRASH BEAM - MODEL DACB-ELE-400 (PREFABRICATED & PREASSEMBLED)**

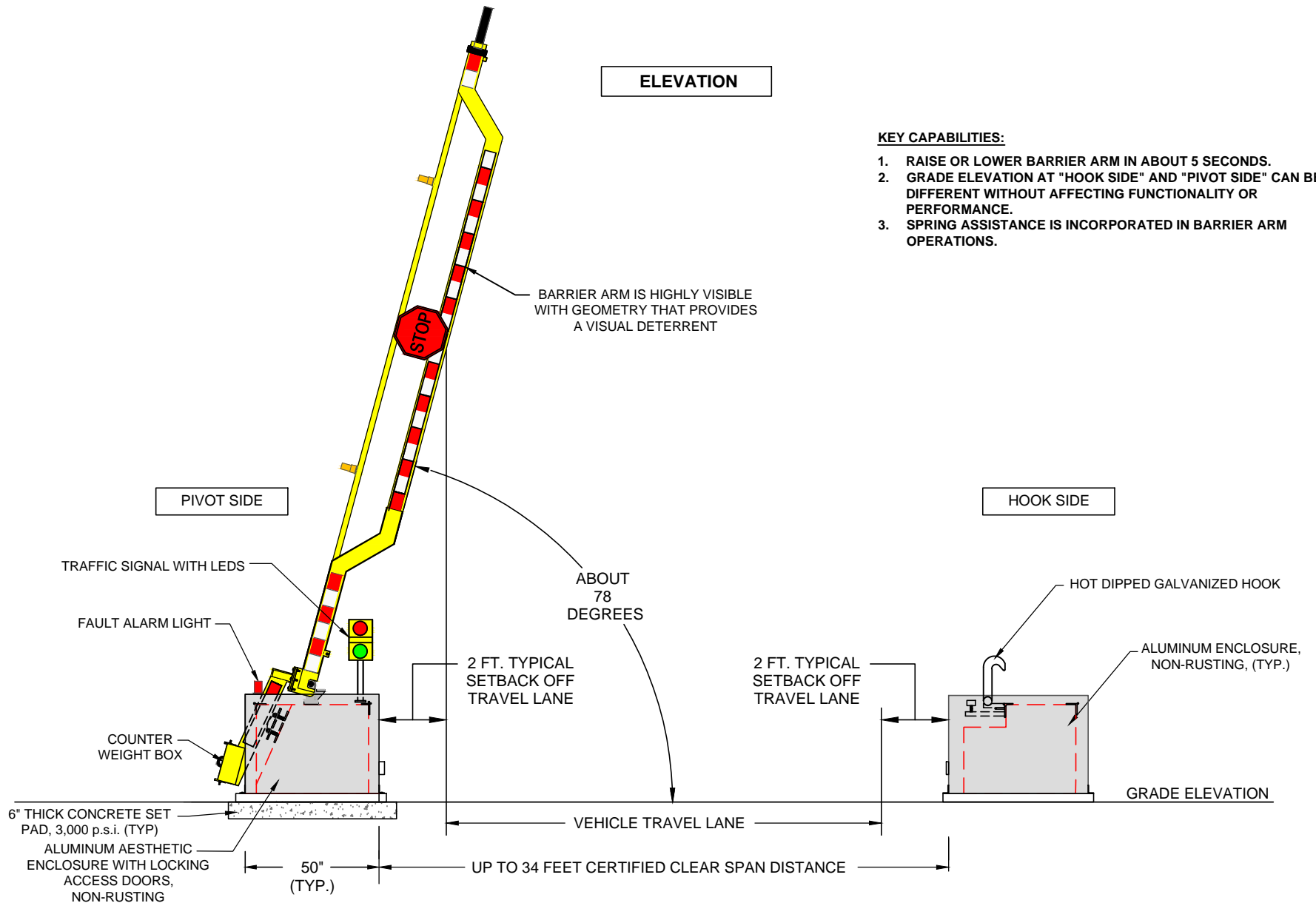
ASTM F2656-07 M30 (K4) CERTIFIED - STOPS 15,000 LB. VEHICLE AT 30 MPH IMPACT

BARRIER IS CERTIFIED UP TO 34 FEET CLEAR SPAN LENGTHS

**ELEVATION**

**KEY CAPABILITIES:**

1. RAISE OR LOWER BARRIER ARM IN ABOUT 5 SECONDS.
2. GRADE ELEVATION AT "HOOK SIDE" AND "PIVOT SIDE" CAN BE DIFFERENT WITHOUT AFFECTING FUNCTIONALITY OR PERFORMANCE.
3. SPRING ASSISTANCE IS INCORPORATED IN BARRIER ARM OPERATIONS.



**BARRIER1 SYSTEMS, INC.**

8015 THORNDIKE ROAD  
GREENSBORO, NC 27409  
(336) 617-8478 (336) 617-8471 FAX  
mlamore@barrier1.us www.barrier1.us

*THE DRAWINGS AND INFORMATION CONTAINED HEREIN ARE PROPRIETARY AND CONFIDENTIAL AND FOR USE BY ONLY PERSONS WORKING ON PROJECT WITH BARRIER1 SYSTEMS, INC. DO NOT COPY OR REPRODUCE. ALL RIGHTS RESERVED.*

ELECTRICALLY OPERATED  
DROP ARM CRASH BEAM  
PREFABRICATED & PREASSEMBLED

SAMPLE DRAWING

SHEET 2 OF 4

09092017

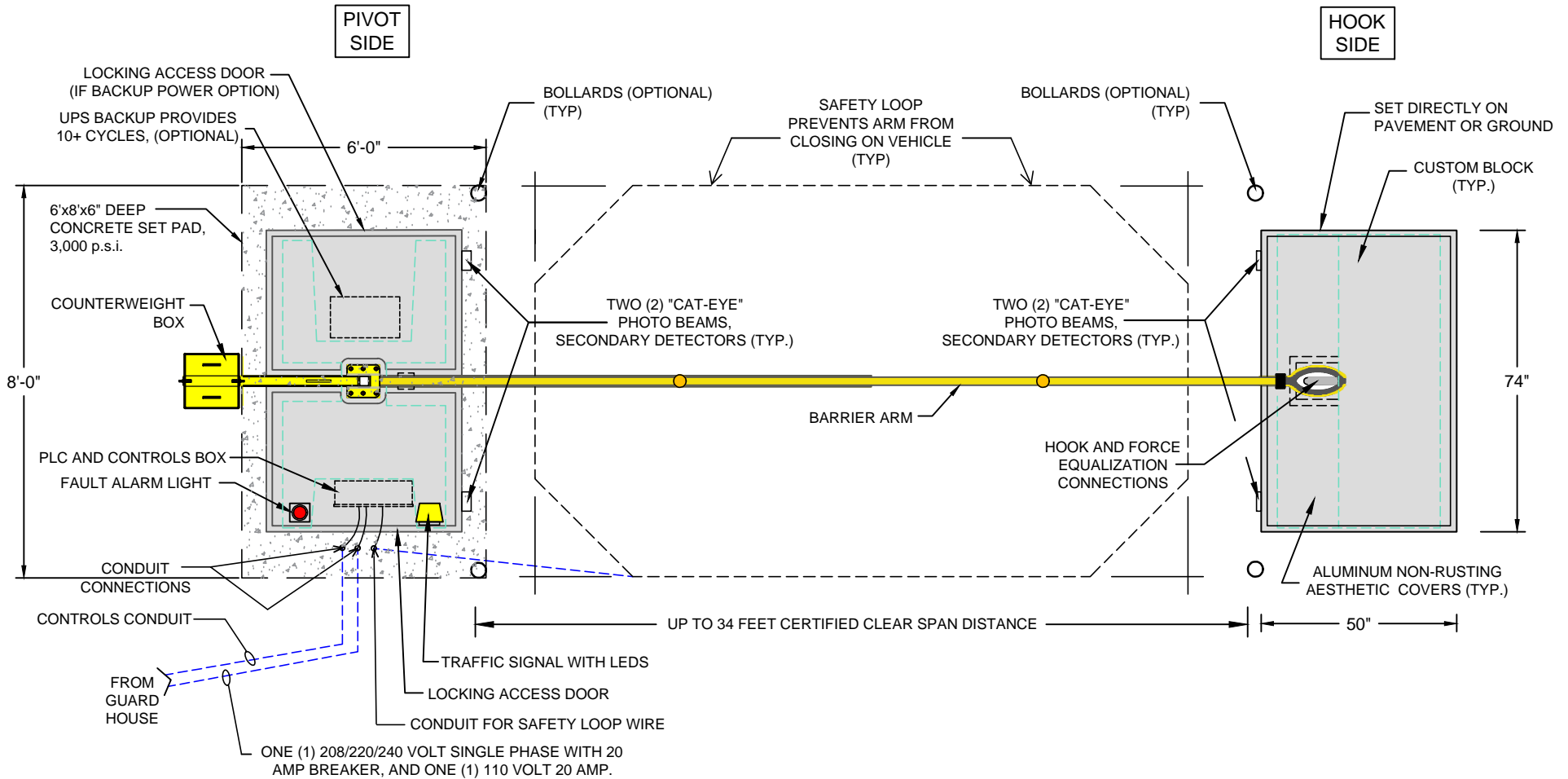
SCALE: N.T.S.

# ELECTRIC DROP ARM CRASH BEAM - MODEL DACB-ELE-400 (PREFABRICATED & PREASSEMBLED)

ASTM F2656-07 M30 (K4) CERTIFIED - STOPS 15,000 LB. VEHICLE AT 30 MPH IMPACT

BARRIER IS CERTIFIED UP TO 34 FEET CLEAR SPAN LENGTHS

## TOP VIEW



### KEY CAPABILITIES:

1. MANUAL OPERATION OF BARRIER ARM IF POWER OUTAGE OR FAILURE OCCURS.
2. UPS BACKUP POWER IS AVAILABLE AS OPTION.
3. CUSTOM DIMENSIONS FOR HOOK SIDE AND PIVOT SIDE FOOTPRINTS ARE AVAILABLE AS OPTION TO MEET SITE SPECIFIC CONSTRAINTS.
4. HOOK SIDE DOES NOT REQUIRE CONCRETE SET PAD.



### BARRIER1 SYSTEMS, INC.

8015 THORNDIKE ROAD  
GREENSBORO, NC 27409  
(336) 617-8478 (336) 617-8471 FAX  
mlamore@barrier1.us www.barrier1.us

THE DRAWINGS AND INFORMATION CONTAINED HEREIN ARE PROPRIETARY AND CONFIDENTIAL AND FOR USE BY ONLY PERSONS WORKING ON PROJECT WITH BARRIER1 SYSTEMS, INC. DO NOT COPY OR REPRODUCE. ALL RIGHTS RESERVED.

ELECTRICALLY OPERATED  
DROP ARM CRASH BEAM  
PREFABRICATED & PREASSEMBLED

SAMPLE DRAWING

SHEET 3 OF 4

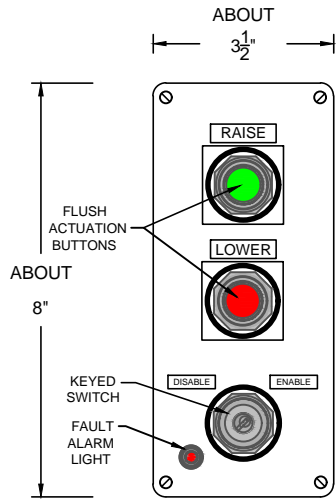
09092017

SCALE: N.T.S.

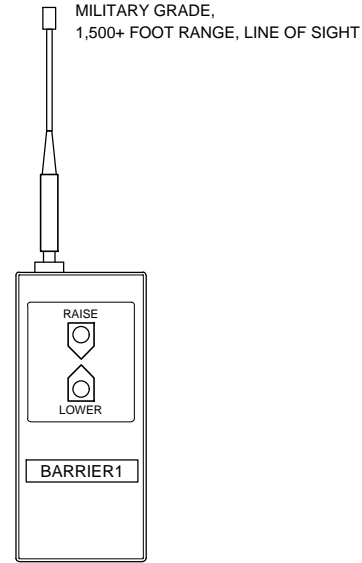
**ELECTRIC DROP ARM CRASH BEAM - MODEL DACB-ELE-400 (PREFABRICATED & PREASSEMBLED)**

ASTM F2656-07 M30 (K4) CERTIFIED - STOPS 15,000 LB. VEHICLE AT 30 MPH IMPACT

BARRIER IS CERTIFIED UP TO 34 FEET CLEAR SPAN LENGTHS



TYPICAL WALL MOUNTED WIRED  
CONTROLLER IN GUARD HOUSE



OPTIONAL WIRELESS  
REMOTE CONTROLLER

**KEY CAPABILITIES:**

1. CUSTOM CONTROLS AND ALARMS ARE PROVIDED TO MEET SITE SPECIFIC NEEDS AND REQUIREMENTS.
2. TOUCH SCREEN CONTROLS WITH ICONS ARE AVAILABLE.

**OPTIONAL ITEMS:**

1. WIRELESS REMOTE CONTROLLER(S).
2. TRIGGER LOOPS AND/OR RFID TAGS TO AUTOMATICALLY RAISE OR LOWER BARRIER ARM.
3. CARD READERS AND/OR KEY PADS.
4. CAMERAS WITH CONTINUOUS DVR RECORDING AND CAMERA VIEW SCREENS.
5. UPS BACKUP POWER (PROVIDES 10+ CYCLES IF POWER OUTAGE OCCURS).
6. BOLLARDS AND COVERS (PROTECTIVE BOLLARDS ASTM M30 (K4), M40 (K8), OR M50 (K12)).
7. TRAFFIC SIGNS, AUDIBLE ALARMS, AND/OR FLASHING WARNING LIGHTS.
8. TAMPER ALARMS ON DOORS AND CABINETS.
9. SPECIALIZED CONTROL PANELS WITH ALARMS AND CUSTOM FEATURES.
10. TOUCH SCREEN CONTROL PANELS WITH ICONS.



**BARRIER1 SYSTEMS, INC.**  
8015 THORNDIKE ROAD  
GREENSBORO, NC 27409  
(336) 617-8478 (336) 617-8471 FAX  
mlamore@barrier1.us www.barrier1.us

*THE DRAWINGS AND INFORMATION CONTAINED HEREIN ARE PROPRIETARY AND CONFIDENTIAL AND FOR USE BY ONLY PERSONS WORKING ON PROJECT WITH BARRIER1 SYSTEMS, INC. DO NOT COPY OR REPRODUCE. ALL RIGHTS RESERVED.*

ELECTRICALLY OPERATED  
DROP ARM CRASH BEAM  
PREFABRICATED & PREASSEMBLED

SAMPLE DRAWING

SHEET 4 OF 4

09092017

SCALE: N.T.S.