


**MOBILE DROP ARM CRASH BEAM - MODEL DACB-MOB-400 (BUILT IN QUIET GENERATOR)**

ASTM F2656-07 M30 (K4) CERTIFIED - STOPS 15,000 LB. VEHICLE AT 30 MPH IMPACT

BARRIER IS CERTIFIED UP TO 34 FEET CLEAR SPAN LENGTHS

PERSPECTIVE



**BARRIER1 SYSTEMS, INC.**

8015 THORNDIKE ROAD  
GREENSBORO, NC 27409  
(336) 617-8478 (336) 617-8471 FAX  
mlamore@barrier1.us www.barrier1.us

THE DRAWINGS AND INFORMATION CONTAINED HEREIN ARE  
PROPRIETARY AND CONFIDENTIAL AND FOR USE BY ONLY  
PERSONS WORKING ON PROJECT WITH BARRIER1 SYSTEMS, INC.  
DO NOT COPY OR REPRODUCE. ALL RIGHTS RESERVED.

MOBILE DROP ARM CRASH BEAM  
ELECTRICALLY OPERATED  
(BUILT IN QUIET GENERATOR)

SAMPLE DRAWINGS

SHEET: 1 OF 5

20190228-01-PD

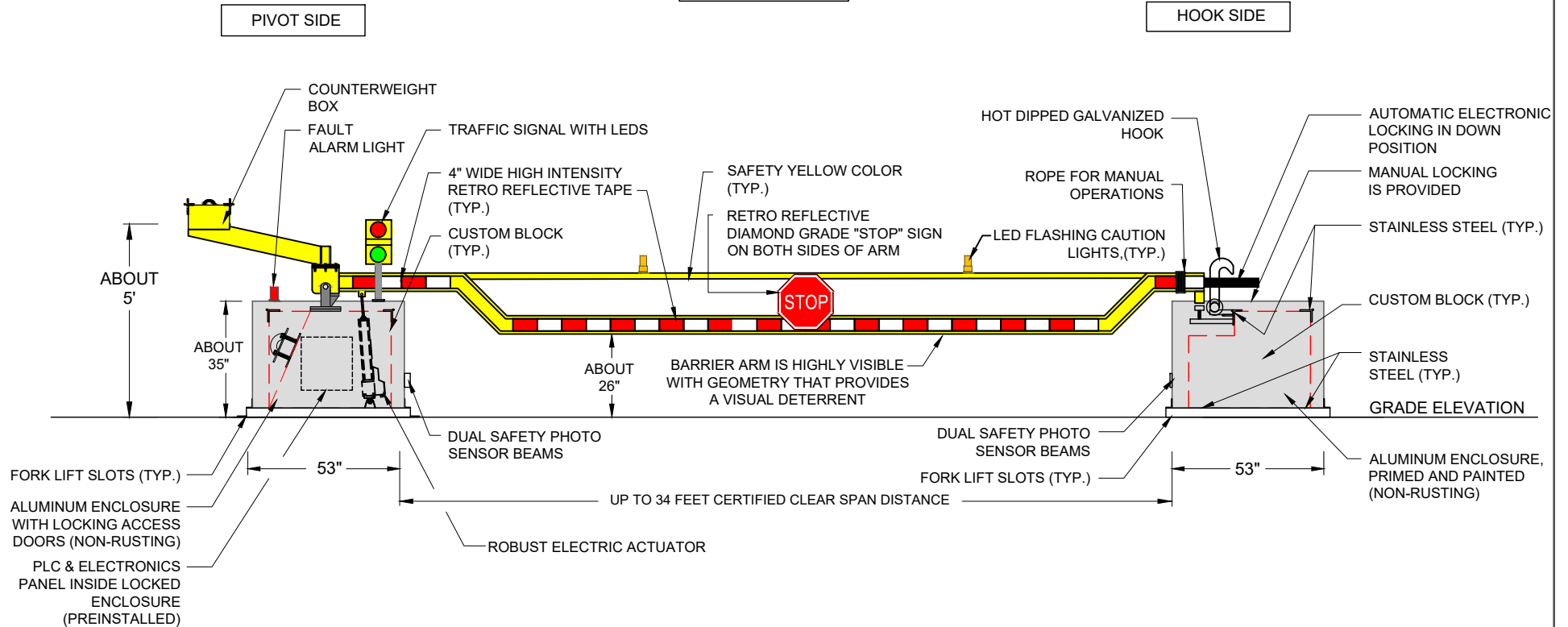
SCALE: N.T.S.

# MOBILE DROP ARM CRASH BEAM - MODEL DACB-MOB-400 (BUILT IN QUIET GENERATOR)

ASTM F2656-07 M30 (K4) CERTIFIED - STOPS 15,000 LB. VEHICLE AT 30 MPH IMPACT

BARRIER IS CERTIFIED UP TO 34 FEET CLEAR SPAN LENGTHS

## ELEVATION



### KEY CABILITIES:

1. POWERED BY ULTRA QUIET BUILT IN GENERATOR. OPERATIONAL FOR 20+ HOURS ON 3.4 GALLONS OF FUEL (SECONDARY CONTAINMENT).
2. RAISE OR LOWER BARRIER ARM IN ABOUT 8 SECONDS. HOOK SIDE AND PIVOT SIDE OF BARRIER CAN BE REVERSED.
4. BARRIER IS RELOCATED WITHOUT DISASSEMBLY AND OPERATIONAL IN 10 MINUTES.
5. WIRELESS REMOTE CONTROLS THAT WORK FROM 1,000+ FEET AWAY.
6. BI-DIRECTIONAL STOPPING CAPABILITY. (CERTIFIED TO STOP INBOUND AND OUTBOUND IMPACTS)
7. AUTOMATIC ELECTRIC LOCKING IN DOWN POSITION. MANUAL LOCKING ALSO PROVIDED
8. STAINLESS STEEL, HOT DIPPED GALVANIZED STEEL. NON-RUSTING ALUMINUM ENCLOSURES WITH LOCKING ACCESS DOORS.
9. MANUAL OPERATION OF BARRIER ARM
10. DIFFERENCE IN GRADE ELEVATIONS BETWEEN "HOOK SIDE" AND "PIVOT SIDE" IS A NON-ISSUE.
11. CUSTOM COLORS AVAILABLE.
12. LEASE OPTIONS ARE AVAILABLE.

### NOTE:

BARRIER ARMS WITH CLEAR SPAN LENGTHS EXCEEDING 20 FEET REQUIRE ADDITIONAL SUPPORTS AND / OR MECHANICAL DEVICES



**BARRIER1 SYSTEMS, INC.**

8015 THORNDIKE ROAD  
GREENSBORO, NC 27409  
(336) 617-8478 (336) 617-8471 FAX  
mlamore@barrier1.us www.barrier1.us

THE DRAWINGS AND INFORMATION CONTAINED HEREIN ARE PROPRIETARY AND CONFIDENTIAL AND FOR USE BY ONLY PERSONS WORKING ON PROJECT WITH BARRIER1 SYSTEMS, INC. DO NOT COPY OR REPRODUCE. ALL RIGHTS RESERVED.

MOBILE DROP ARM CRASH BEAM  
ELECTRICALLY OPERATED  
(BUILT IN QUIET GENERATOR)

SAMPLE DRAWINGS

SHEET: 2 OF 5

20190228-01-PD

SCALE: N.T.S.

# MOBILE DROP ARM CRASH BEAM - MODEL DACB-MOB-400 (BUILT IN QUIET GENERATOR)

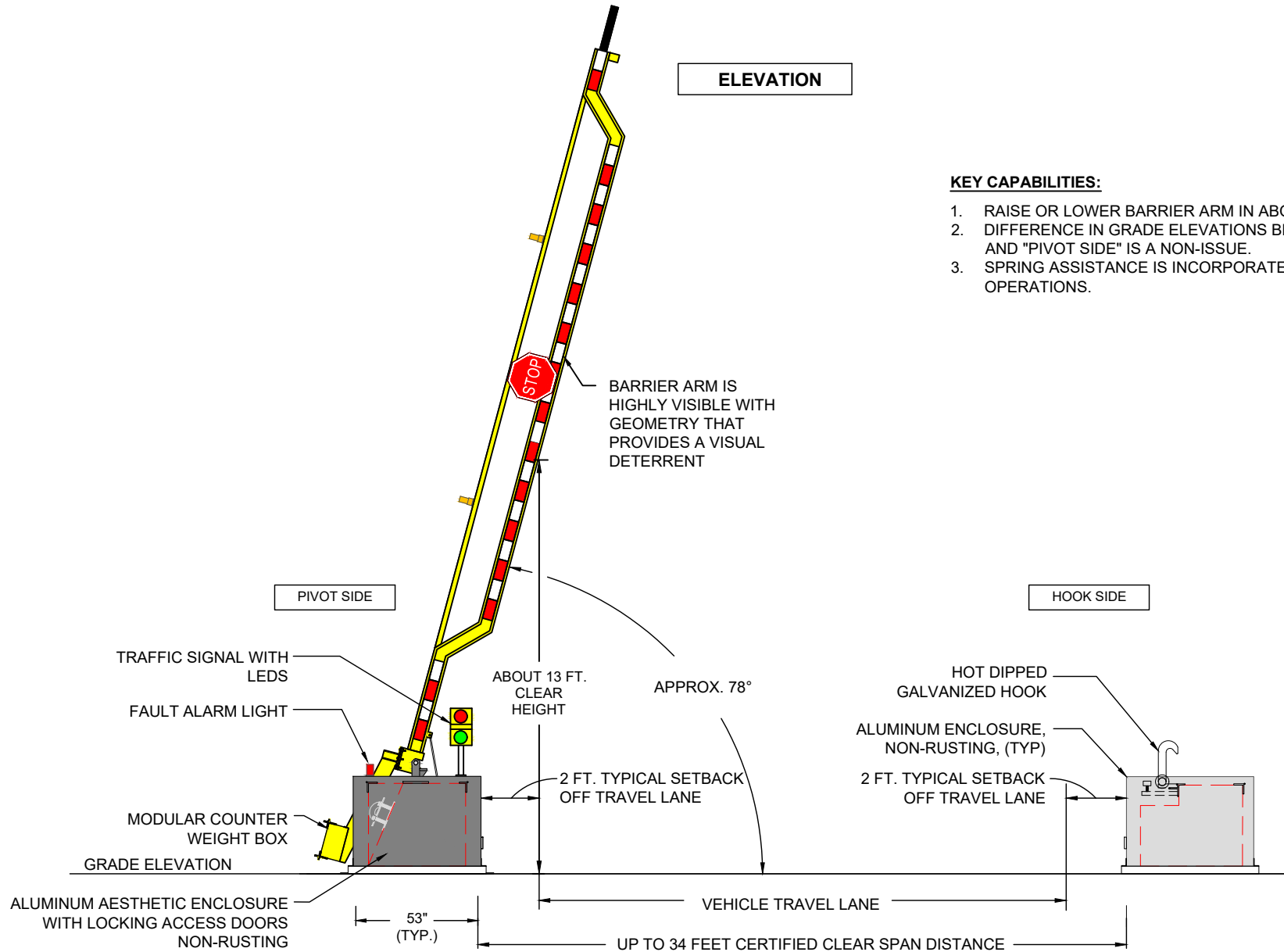
ASTM F2656-07 M30 (K4) CERTIFIED - STOPS 15,000 LB. VEHICLE AT 30 MPH IMPACT

BARRIER IS CERTIFIED UP TO 34 FEET CLEAR SPAN LENGTHS

## ELEVATION

### KEY CAPABILITIES:

1. RAISE OR LOWER BARRIER ARM IN ABOUT 8 SECONDS.
2. DIFFERENCE IN GRADE ELEVATIONS BETWEEN "HOOK SIDE" AND "PIVOT SIDE" IS A NON-ISSUE.
3. SPRING ASSISTANCE IS INCORPORATED IN BARRIER ARM OPERATIONS.



### **BARRIER1 SYSTEMS, INC.**

8015 THORNDIKE ROAD  
GREENSBORO, NC 27409  
(336) 617-8478 (336) 617-8471 FAX  
mlamore@barrier1.us www.barrier1.us

THE DRAWINGS AND INFORMATION CONTAINED HEREIN ARE PROPRIETARY AND CONFIDENTIAL AND FOR USE BY ONLY PERSONS WORKING ON PROJECT WITH BARRIER1 SYSTEMS, INC. DO NOT COPY OR REPRODUCE. ALL RIGHTS RESERVED.

MOBILE DROP ARM CRASH BEAM  
ELECTRICALLY OPERATED  
(BUILT IN QUIET GENERATOR)

SAMPLE DRAWINGS

SHEET: 3 OF 5


20190228-01-PD

SCALE: N.T.S.

**MOBILE DROP ARM CRASH BEAM - MODEL DACB-MOB-400 (BUILT IN QUIET GENERATOR)**

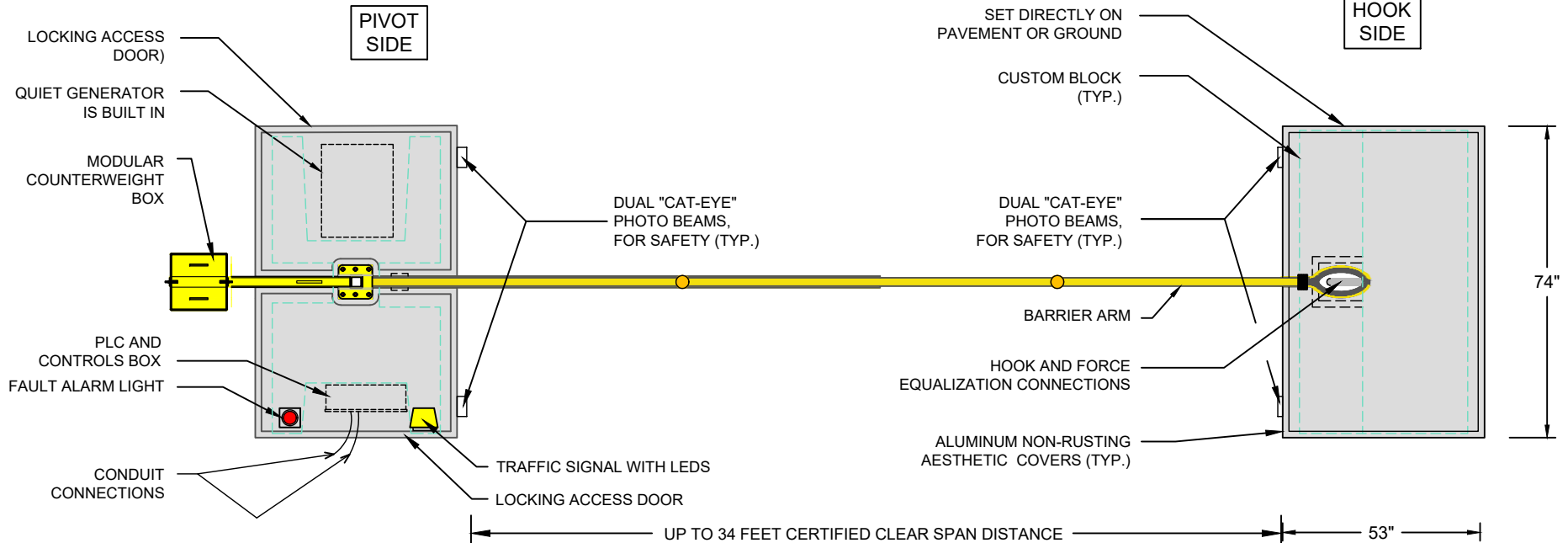
ASTM F2656-07 M30 (K4) CERTIFIED - STOPS 15,000 LB. VEHICLE AT 30 MPH IMPACT

BARRIER IS CERTIFIED UP TO 34 FEET CLEAR SPAN LENGTHS



TOP VIEW

VENTILATED ENCLOSURE WITH  
LOCKING GENERATOR  
COMPARTMENT



**BARRIER1 SYSTEMS, INC.**

8015 THORNDIKE ROAD  
GREENSBORO, NC 27409  
(336) 617-8478 (336) 617-8471 FAX  
mlamore@barrier1.us www.barrier1.us

THE DRAWINGS AND INFORMATION CONTAINED HEREIN ARE  
PROPRIETARY AND CONFIDENTIAL AND FOR USE BY ONLY  
PERSONS WORKING ON PROJECT WITH BARRIER1 SYSTEMS, INC.  
DO NOT COPY OR REPRODUCE. ALL RIGHTS RESERVED.

MOBILE DROP ARM CRASH BEAM  
ELECTRICALLY OPERATED  
(BUILT IN QUIET GENERATOR)

SAMPLE DRAWINGS

SHEET: 4 OF 5

20190228-01-PD

SCALE: N.T.S.

**MOBILE DROP ARM CRASH BEAM - MODEL DACB-MOB-400 (BUILT IN QUIET GENERATOR)**

ASTM F2656-07 M30 (K4) CERTIFIED - STOPS 15,000 LB. VEHICLE AT 30 MPH IMPACT

BARRIER IS CERTIFIED UP TO 34 FEET CLEAR SPAN LENGTHS



WIRELESS REMOTE CONTROLLER

MILITARY GRADE,  
1,000 FOOT RANGE, LINE OF SIGHT

WIRED CONTROLLER



**OPTIONAL ITEMS:**

1. RFID TAGS TO AUTOMATICALLY RAISE OR LOWER BARRIER ARM.
2. CARD READERS AND/OR KEY PADS.
3. CAMERAS WITH CONTINUOUS DVR RECORDING AND CAMERA VIEW SCREENS.
4. AUDIBLE ALARMS AND/OR WARNING LIGHTS.
5. ADDITIONAL RETRO REFLECTIVE DIAMOND GRADE SIGNS AND MARKINGS.
6. TAMPER ALARMS ON DOORS AND CABINETS.
7. CONTROLLER THAT HAS 30+ FEET OF WIRE AND IS LOCKED INSIDE ENCLOSURE. ALLOWS LOCAL OPERATION OF BARRIER USING WIRED CONTROLLER FROM VEHICLE, GUARD BOOTH, OR NEARBY LOCATION.
8. LEASE OPTIONS ARE AVAILABLE.



**BARRIER1 SYSTEMS, INC.**

8015 THORNDIKE ROAD  
GREENSBORO, NC 27409  
(336) 617-8478 (336) 617-8471 FAX  
mlamore@barrier1.us www.barrier1.us

THE DRAWINGS AND INFORMATION CONTAINED HEREIN ARE  
PROPRIETARY AND CONFIDENTIAL AND FOR USE BY ONLY  
PERSONS WORKING ON PROJECT WITH BARRIER1 SYSTEMS, INC.  
DO NOT COPY OR REPRODUCE. ALL RIGHTS RESERVED.

MOBILE DROP ARM CRASH BEAM  
ELECTRICALLY OPERATED  
(BUILT IN QUIET GENERATOR)

SAMPLE DRAWINGS

SHEET: 5 OF 5

20190228-01-PD

SCALE: N.T.S.